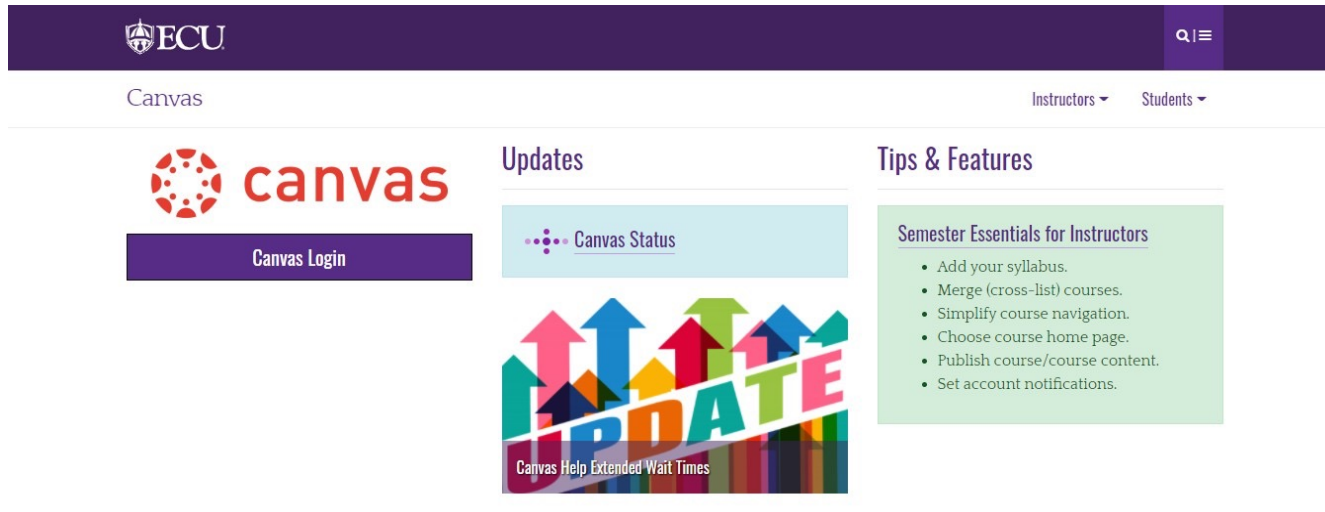


How to Access Bloodborne Pathogen/TB Annual Training in Canvas

Access the Canvas site by at <https://canvas.ecu.edu/>.

Login to Canvas with your ECU login information.

If you cannot access Canvas, please send an email to Kim Hathaway (hathawayk@ecu.edu) and request to be added to Canvas for the BBP/TB online training.



The screenshot displays the Canvas LMS homepage. At the top, there is a dark purple header with the ECU logo on the left and a search icon on the right. Below the header, the word "Canvas" is centered, with "Instructors" and "Students" dropdown menus on the right. The main content area is divided into three columns. The left column features the Canvas logo and a purple "Canvas Login" button. The middle column, titled "Updates", contains a "Canvas Status" link and a graphic with colorful arrows and the word "UPDATE" in large letters, with a banner at the bottom that reads "Canvas Help Extended Wait Times". The right column, titled "Tips & Features", contains a section titled "Semester Essentials for Instructors" with a list of five bullet points: "Add your syllabus.", "Merge (cross-list) courses.", "Simplify course navigation.", "Choose course home page.", and "Publish course/course content." followed by "Set account notifications."

Once you sign into Canvas, look under “Published Courses” for “Bloodborne Pathogen/TB Annual Training BBP_TB” and click on the course.

If you do not see this course listed, you will need to contact Kim Hathaway (hathawayk@ecu.edu) and request to be added to the BBP/TB training course.

Published Courses



Bloodborne Pathogen/TB Annual ...
BBP TB

Your HOME page view should look like the image on the following page.

- The Bloodborne Pathogen/Tuberculosis Mandatory Refresher Course link explains what the course is about.
- **TRAINING:** To begin your training, click on the Bloodborne Pathogen/Tuberculosis PowerPoint Training. You will download and read the PowerPoint Presentation.
- **EXAM:** Once you are through with the PowerPoint, you will go to the Bloodborne Pathogen/Tuberculosis Training Exam. You must make at least 70 to pass the exam. You can take the exam as many times as possible to pass.
- **CERTIFICATE:** Once you have passed the exam, you will click on the 2021 Bloodborne Pathogen/TB Training Certificate link and download. Please follow these instructions:
 - Fill in your name and date of exam completion - example: Nikki Page on January 2, 2021.
 - If you work with ECU, please save a copy for your records and e-mail a copy of your certificate to your supervisor.
 - If you work with the Dental School of Medicine, please save a copy for your records and e-mail a copy of your certificate to Nicole Alley at alleyn17@ecu.edu.
 - If you are a physician or are also employed by Vidant Health, save a copy for your records and e-mail a copy to Parrah McDonald at parrah.mcdonald@vidanthhealth.com.
 - If you wish, you can also print a copy of your score and send to your supervisor.

The videos listed below the certificate are available as additional training information.

Your grades will be viewed in Canvas and if you have an employee record with Prospective Health, it will be updated to reflect the date you completed your BBP/TB training.



Home

Pages

Modules

Quizzes

Grades

People

Folio


Starfish

SSOI Reports


Quickly Attendance


Collapse All

▼ Course Info

 Bloodborne Pathogen/Tuberculosis Mandatory Refresher Course

▼ Training and Testing

 Bloodborne Pathogen/Tuberculosis PowerPoint Training

 Bloodborne Pathogen/Tuberculosis Training Exam

▼ 2021 Bloodborne Pathogen/TB Training Certificate

 2021 SoDM ECU BBP-TB Training Completion Certificate.doc

▼ Videos

 Bloodborne Pathogens Training

 Bloodborne Pathogen Training 2